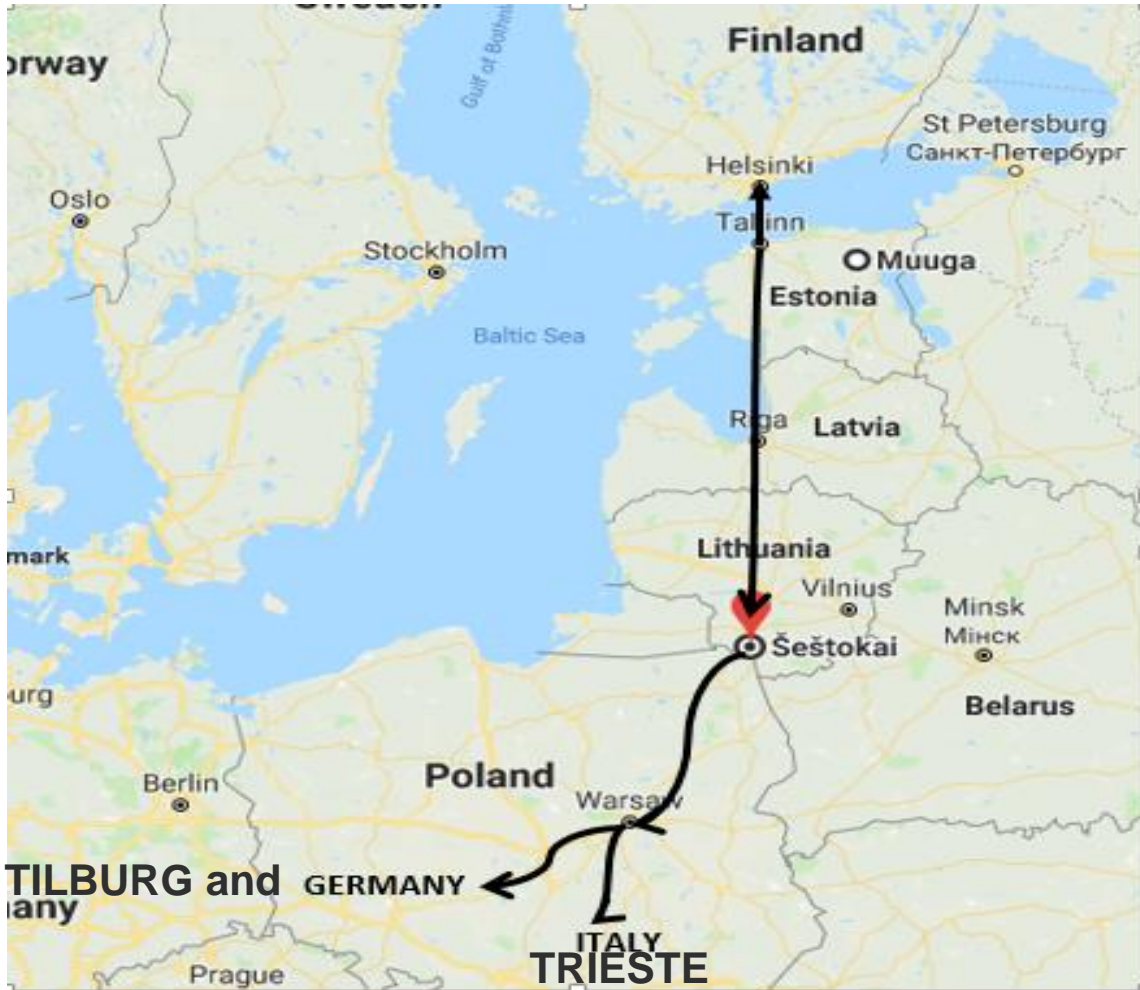


# Amber train cooperation proposal

# Amber Train - background and concept

Current logistical way is not sustainable



**Currently** 36,000 trucks monthly moving via Baltics to Finland  
1/3 originated from Baltics (mostly Estonia)  
2/3 to/from EU, thereof 95% managed from Finland

Fast and reliable intermodal **rail-based freight connection** between Finland and West / South Europe, using a single route through Baltic states with a ferry connection with Finland.

**Route:** Helsinki-Vuosaari – Muuga – Latvia – Kaunas/Sestokai

**Frequency:**

1<sup>st</sup> step: 2 times per week

2<sup>nd</sup> step: 4 times per week

# Road transport in Estonia

North-south motorways highly overloaded

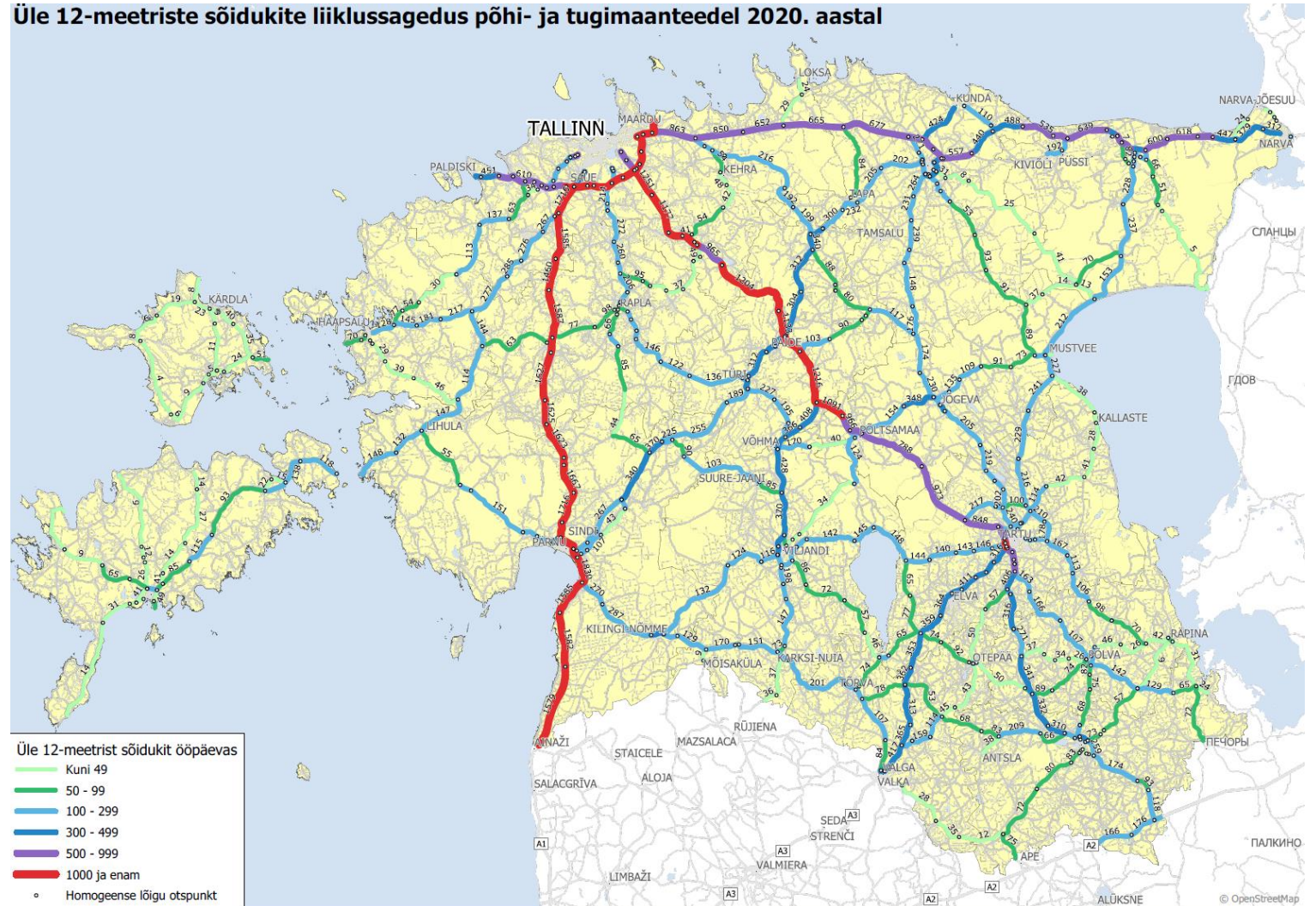
## Load on the north-south route

- Direction Pärnu: 1600 trucks/day
- Direction Tartu: 1200 trucks/day

## Current situation:

- Shortage of truck drivers
- Road renovation budget decreases in some years
- Necessity for replacement of trucks for environmental reasons
- Accident rate increases with growing road intensity

Üle 12-meetriste sõidukite liiklussagedus põhi- ja tugimaanteedel 2020. aastal



# Amber Train – more than train

Intermodal freight connection between Finland and Middle and South Europe

## Increasing the freight volumes by rail:



- Increased profitability of railway
- Better infrastructure capacity usage
- Single route in Baltics

## Preparing grounds for Rail Baltica:

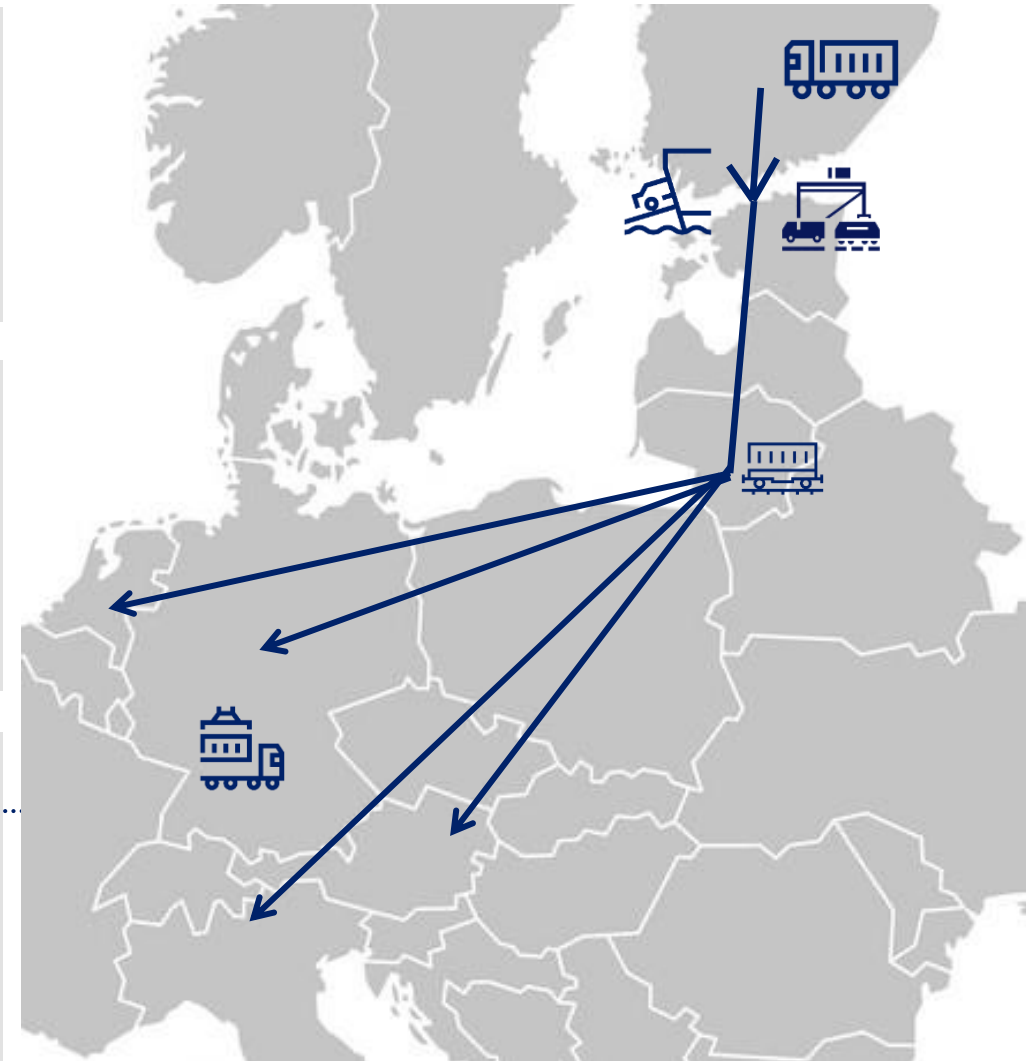


- Customer attraction
- Procedures alignment
- Railway regulations development

## Addressing the climate neutrality goal:



- Activity within the EU climate neutrality package
- European customers value sustainability aspect



# Amber Train – potential destination markets

Major trade markets reachable by rail

## Finland: yearly export by countries

- 1. Germany \$8.89B**
2. Sweden \$6.80B
3. US \$5.44B
- 4. Netherland \$4.29B**
5. China \$3.43B
6. Russia \$3.38B
7. UK \$2.47B
8. France \$2.06B
9. Estonia \$1.95B
- 10. Poland \$1.82B**
- 11. Italy \$1.61B**

## Finland: yearly import by countries

- 1. Germany \$10.45B**
2. Sweden \$7.45B
3. Russia \$6.6B
4. China \$6.12B
- 5. Netherland \$3.1B**
6. US \$2.32B
7. Estonia \$2.28B
8. France \$2.15B
- 9. Poland \$2.04B**
- 10. Italy \$1.93B**
11. UK \$1.81B

# Amber Train: potentials

Finland has a variety of long distance export products

## POTENTIAL COMMODITIES

PULP, PAPER, PAPERBOARD  
WOOD PRODUCTS; CHARCOAL  
ELECTRICAL MACHINERY AND EQUIPMENT  
CERAMIC TILES  
CHEMICAL PRODUCTS  
ARTICLES OF IRON OR STEEL  
CANNED FOOD

STORA ENSO  
UPM  
KONE  
WÄRTSILÄ  
METSÄ WOOD  
CARGOTEC

## POTENTIAL CUSTOMERS



DB SCHENKER  
DSV  
CF&S  
Via3L

Other Lithuanian, Polish and Estonian logistic companies

## POTENTIAL PARTNERS